

# Trapping Regulations 1967-68

## SECTION 1

### SCHEDULE A.—ZONES

For the purpose of defining the open season for the trapping of fur-bearing animals, the Province shall be divided into four zones, as follows:—

"Zone 1" shall mean and include M.A. Nos. 1, 2, 3, 17, 23, and 24.

"Zone 2" shall mean and include M.A. Nos. 5, 6, 7, 8, 10, 11, and 15.

"Zone 3" shall mean and include M.A. Nos. 4, 9, 12, 13, 14, 16, 18, and 19.

"Zone 4" shall mean and include M.A. Nos. 20, 21, 22, 25, 26, 27, and 28.

The management areas (M.A.s) are those as established by Order in Council No. 335, approved January 30, 1967, and published as B.C. Reg. 36/67.

### SCHEDULE B.—OPEN SEASONS

The open season for trapping of each species of fur-bearing animal in each zone during the year commencing July 1, 1967, and ending June 30, 1968, all dates inclusive, shall be as indicated in the accompanying table (Schedule B).

Where seasons in Schedule B do not apply to complete zones, they are marked by an asterisk (\*), and these seasons, with descriptions of the periods and areas involved, are contained in Schedule C.

### SCHEDULE C

This schedule (Schedule C) contains descriptions of closures and open seasons in portions of zones as indicated by asterisks in Schedule B.

#### ZONE 1

**Fox.**—There shall be no closed season on fox in M.A. Nos. 1 and 2.

**Wolverine.**—There shall be no open season on wolverine in M.A. No. 1.

## SECTION 2

### FUR SALES

Every holder of a licence or permit to trap fur-bearing animals shall by September 30th following the close of the trapping season deliver to the nearest Conservation Officer a complete statement of the number and kind of fur-bearers trapped by him and of the market(s) or fur-trader(s) to which he sold fur.


Skins that should be turned to fur side out before shipping are coyote, timber wolf, fox, lynx, fisher, marten, mink, and otter.

Pelts that are sold flesh side out are weasel, muskrat, squirrel, and skunk.

## ADVISORY SECTION

The expression "fur-bearer" when used in these regulations means any fox, badger, beaver, marten, fisher, Canada lynx, bobcat or lynx cat, mink, muskrat, land-otter, sea-otter, raccoon, skunk, red squirrel, weasel or ermine, or wolverine.

The holder of a trapper's licence is not thereby entitled to trap bear.



Badger


### A SPECIAL MESSAGE TO TRAPPERS

The Fish and Wildlife Branch of the Department of Recreation and Conservation is extremely anxious to impress upon all trappers the importance of quality pelt production on the current market. A long step toward improvement of fur prices can be taken by the trapper who is prepared to meet the present demands of the market for seasonably caught, well handled fur.

Attention is drawn to the following excerpts from fur-trade publications, which emphasize the value of pelt preparation and primeness:—

"If it were possible in Canada to have every fur-bearing animal killed only when the pelt was in prime condition, the value of the fur supply would be greatly increased."—*W. M. Ritchie, Chief, Fur Inspection and Grading Services, Department of Agriculture, Marketing Service, Ottawa, Canada.*


"The skinning, and the preparation of the pelts for the market, . . . are very important operations, for upon the skill and care devoted to them depends to a very great extent the value of the pelts in the fur market. Clean, well-handled skins will bring much more than those which are mutilated, dirty, and badly handled. A little extra care taken to turn out skins in good condition will be more than repaid."—*"Trapping for Profit," Hudson's Bay Company Raw Fur Department, Vancouver, B.C.*



Canada Lynx

### SCHEDULE OF ROYALTY ON PELTS OF FUR-BEARING ANIMALS TRAPPED OR TAKEN IN THE WILD STATE IN BRITISH COLUMBIA.


(a) On each badger .....	\$0.25
(b) On each beaver .....	.75
(c) On each fisher .....	1.00
(d) On each fox .....	.25
(e) On each lynx .....	.75
(f) On each marten .....	.50
(g) On each mink .....	.50
(h) On each muskrat .....	.05
(i) On each otter .....	1.25
(j) On each squirrel .....	.02
(k) On each weasel .....	.05
(l) On each wolverine .....	.75
(m) On each bobcat .....	.50




Ermine

SCHEDULE B

Zone	Beaver	Land-otter	Muskrat	Fox	Badger	Marten	Fisher	Mink	Sea-otter	Raccoon	Skunk	Squirrel	Weasel	Wolverine	Lynx	Bobcat
Zone 1	Dec. 1- Feb. 29	Dec. 1- Feb. 29	Dec. 1- Feb. 29	Dec. 1- Feb. 29*		Dec. 1- Feb. 29	Dec. 1- Feb. 29	Dec. 1- Feb. 29		No closed season.	No closed season.	Dec. 1- Feb. 29	Dec. 1- Feb. 29	Dec. 1- Feb. 29*	Dec. 1- Feb. 29	No closed season.
Zone 2	Nov. 1- Apr. 15	Nov. 1- Apr. 15	Nov. 1- Apr. 15	Nov. 1- Feb. 29		Nov. 1- Feb. 29	Nov. 1- Feb. 29	Nov. 1- Feb. 29		No closed season.	No closed season.	Nov. 1- Feb. 29	Nov. 1- Feb. 29	Nov. 1- Feb. 29	Nov. 1- Feb. 29	No closed season.
Zone 3	Nov. 1- Apr. 30	Nov. 1- Apr. 30	Nov. 1- Apr. 30	Nov. 1- Feb. 29		Nov. 1- Feb. 29	Nov. 1- Feb. 29	Nov. 1- Feb. 29		No closed season.	No closed season.	Nov. 1- Feb. 29	Nov. 1- Feb. 29	Nov. 1- Feb. 29	Nov. 1- Feb. 29	No closed season.
Zone 4	Oct. 15- May 15	Oct. 15- May 15	Oct. 15- May 15	Nov. 1- Mar. 15		Nov. 1- Mar. 31	Nov. 1- Mar. 31	Nov. 1- Feb. 29		No closed season.	No closed season.	Nov. 1- Mar. 31	Nov. 1- Mar. 15	Nov. 1- Feb. 29	Nov. 1- Mar. 15	No closed season.



Marten



Fox



## PELT PREPARATION

The following guides to good pelt preparation are reproduced below through the courtesy of the Conservation Information Service, Wildlife Branch, Department of Natural Resources, Saskatchewan.

### PREPARING PELTS FOR MARKET

The market value of furs depends very much upon the skill and care devoted to skinning and pelt preparation. Clean well-prepared skins will put a great deal more money in the trapper's pocket than soiled or badly handled pelts.

#### PRIME FUR

It was once thought that prime fur was governed by the moon, and any month containing the letter "r" meant prime fur. Other trappers believed, and some still do, that beaver-pelt primeness is governed by the leaves and buds of the birch-tree—when the leaves fall, pelts are prime until the buds come out in the spring. From time to time miracles happen and these beliefs may sometimes apply, but, in all, weather conditions are those which govern the primeness of fur. The colder the weather, the better the fur becomes, with the exception of muskrats, which reach the best primeness in the early spring. Fully prime fur is that which has reached its full growth and density. The wise trapper watches the weather and from it governs his activity on the trap-line to be sure he takes his fur at full primeness when value is highest.

#### FUR CLASSES

The fur trade recognizes three distinct classes of fur, as follows:—

1. *Prime Pelts*.—Clear, white, or slightly blue, soft, pliable with a slightly greasy feel completely covered with guard hair, underfur thick and deep—the fur has a glossy appearance and is said to be full of life and flow. Prime beaver will pack 60 to 65 blankets in a fur sack. Prime large muskrat pelts weigh 5 to 5½ to the pound.

2. *Unprime Pelts*.—There are two kinds of unprime pelts—early-caught and late-caught.

Early-caught: Good-coloured fur, greasy, pelt blue, low and flat—poor underfur, flat neck, complete.

Late-caught: Faded poor colour, hard and dry pelt, overgrown, dry, rubbed fur.

3. *Damaged Pelts*.—These are pelts which are incomplete or not usable without repair by an expert furrier. Unprime pelts are actually a form of damage that can be prevented by the trapper. In fact, almost every form of damage can be prevented. These forms of damage and others are listed for your information. If your fur offerings are being down-graded by the fur-dealers, determine from them why the down-grading is taking place, then prevent making such mistakes in future.

## FORMS OF DAMAGE IN FURS

1. *Speared or Clipped*.—When guard hair or underfur is missing owing to knife cuts or where the fur is eaten by mice before the animal is taken from the trap.

2. *Tainted*.—This is hair-slip of guard hair and underfur and is one of the worst forms of damage. It is caused by rotting of the animal before it is skinned.

3. *Loose*.—Top hair coming out owing to exposed roots in early-caught skins or from scraping too deep during the fleshing of the pelt.

4. *Bitten*.—Usually found in beaver and muskrats and generally caused by late trapping in spring, thought to be the result of food deficiencies and overpopulation.

5. *Snared*.—Fur rubbed off pelt by snare wire.

6. *Scored*.—Path of bullet, spear, hook, or knife through fur, leaving a long, bald blood-stained mark.

7. *Badly shot-peppered* by shotgun or large rifle. Bad bites are often listed in this class.

8. *Badly Sewn*.—Where accidental leg holes and cuts are poorly sewn or where bad damage has caused much sewing.

9. *Burned*.—Pelt cracking owing to fast drying beside fire, in hot sun or wind. Also caused by grease left on pelt.

10. *Flat*.—Guard hair lying flat owing to lack of underfur, mostly found in early unprime pelts.

11. *Low*.—Not fully developed guard hair or underfur, generally found in early unprime pelts.

12. *Rough*.—Heavy rubbed skins, late-caught.

13. *Rubbed*.—Guard hair rubbed off, open and weak, late-caught.

14. *Complete*.—Fully covered with guard hairs, usually found in early unprime pelts.

15. *Immature*.—Skin taken too early showing less than usual growth of guard hair and underfur, generally shows weak guard hair, short in development.

16. *Overgrown or Springy*.—Usually found in late-caught skins when the underfur begins to fall out or has already fallen out.

17. *Coarse*.—Pelt hard to the touch, late-caught.

18. *Overstretch*.—Stretching the pelt beyond normal size. Thins leather and gives flat, weak appearance.

19. *Understretch*.—Stretching the pelt smaller than the normal size causes wrinkles and sloppy appearance.

20. *Singed*.—Guard hair bent or hooked—most common in mink and otter when pelt is affected by warmer weather and brighter sunlight. Sometimes also caused by excessive fingering of pelt and heat drying.

The name bitten (see No. 4) is often applied to mink early-caught which show the small pairs of tiny black marks. Although these may not always be caused by bites, they have been given this name by the fur trade.

## DRYING THE OPEN PELT

As with all other types of fur, beaver should be dried slowly in a cool place away from the stove, hot sunlight, or hot strong winds. As the pelt dries it should be wiped from time to time with a clean rag to take off any fat coming out of the leather.

When the pelt is thoroughly dry, pull out the nails and take the pelt off the board. Brush out the fur until it is clear and shiny.

### STORING OPEN PELTS

Beaver pelts may be stored leather to leather or fur to fur, but should not be stored leather against fur, as this makes the fur oily.

Beaver pelts should be left flat but can be rolled for shipping. They should be rolled from end to end but never from side to side. Do not fold these pelts as this could cause cracking and will make the pelt look poor.

"Cased" skins should be dried with the fur inside. If pelts are to be turned fur side out for shipping, remove them from the stretchers when dry enough to hold their shape. Turn a pelt by folding in the nose and working the pelt over it slowly. Put the skin back on the stretcher until it is thoroughly dry. Keep all skins in a cool, dark, airy place.

Skins that should be turned to fur side out before shipping are coyote, timber wolf, fox, lynx, fisher, marten, mink, and otter.

Pelts that are sold flesh side out are weasel, muskrat, squirrel, and skunk.

### PACKING AND SHIPPING

Skins should not be folded if it is possible to avoid it. Beaver pelts should be packed fur to fur and skin to skin. Pack them flat or rolled.

Fine clean furs should be separated from greasy or dirty skins, and particularly from skunk pelts. Never place one skin inside another.

When packing, use wrapping material such as clean sacking or canvas. These are better than paper. Skunk pelts should be wrapped first in heavy paper (tar paper if possible), then covered with sack cloth.

All parcels should be securely sewn or tied to avoid loss or theft.



Wolverine